

Synonym

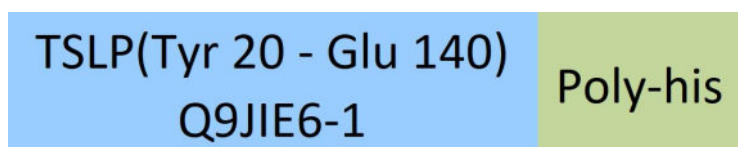
TSLP

Source

Mouse TSLP, His Tag(TSP-M52H8) is expressed from human 293 cells (HEK293). It contains AA Tyr 20 - Glu 140 (Accession # [Q9JIE6-1](#)).

Predicted N-terminus: Tyr 20

Molecular Characterization



This protein carries a polyhistidine tag at the C-terminus

The protein has a calculated MW of 15.9 kDa. The protein migrates as 23-27 kDa under reducing (R) condition (SDS-PAGE) due to glycosylation.

Endotoxin

Less than 1.0 EU per µg by the LAL method.

Purity

>90% as determined by SDS-PAGE.

>90% as determined by SEC-MALS.

Formulation

Lyophilized from 0.22 µm filtered solution in PBS, pH7.4 with trehalose as protectant.

Contact us for customized product form or formulation.

Reconstitution

Please see Certificate of Analysis for specific instructions.

For best performance, we strongly recommend you to follow the reconstitution protocol provided in the CoA.

Storage


For long term storage, the product should be stored at lyophilized state at -20°C or lower.

Please avoid repeated freeze-thaw cycles.

This product is stable after storage at:

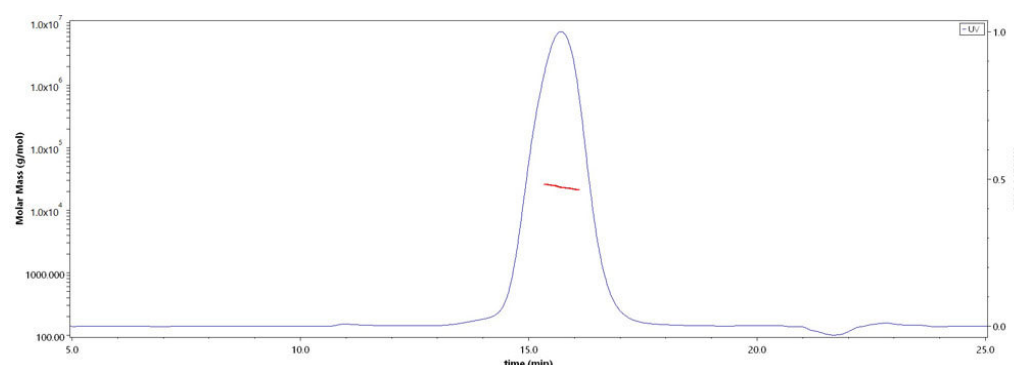
- -20°C to -70°C for 12 months in lyophilized state;
- -70°C for 3 months under sterile conditions after reconstitution.

SDS-PAGE



Mouse TSLP, His Tag on SDS-PAGE under reducing (R) condition. The gel was stained overnight with Coomassie Blue. The purity of the protein is greater than 90%.

SEC-MALS



The purity of Mouse TSLP, His Tag (Cat. No. TSP-M52H8) is more than 90% and the molecular weight of this protein is around 18-28 kDa verified by SEC-MALS.

[Report](#)

Background

Thymic stromal lymphopoietin (TSLP) is an epithelial cell-derived cytokine involved in the pathology of inflammatory skin diseases, and is widely expressed by epithelial cells. Human TSLP cDNA encodes a 159 amino acid (aa) residue precursor protein with a 28 aa signal sequence (4, 5). Human TSLP has been shown to

developing nondeletional central tolerance, amplifying epithelium-induced class switching, inducing atopic diseases and maintaining intestinal noninflammatory environment. Among diverse cells responding to Human TSLP, CD11c⁺ dendritic cells are the most obviously characterized target cells.

Clinical and Translational Updates

Please contact us via TechSupport@acrobiosystems.com if you have any question on this product.