

Biotinylated Human OX40 / TNFRSF4 / CD134 Protein, Avitag™, His Tag (MALS verified) (recommended for biopanning)

Catalog # TN4-H82E4



BIOSYSTEMS
Acro

Synonym

TNFRSF4,OX40,CD134,OX40L receptor,ACT35,TXGP1L

Source

Biotinylated Human OX40, Avitag,His Tag(TN4-H82E4) is expressed from human 293 cells (HEK293). It contains AA Leu 29 - Ala 216 (Accession # [NP_003318.1](#)).

Predicted N-terminus: Leu 29

Molecular Characterization

OX40(Leu 29 - Ala 216)
NP_003318.1 Avi Poly-his

This protein carries an Avi tag (Avitag™) at the C-terminus, followed by a polyhistidine tag.

The protein has a calculated MW of 22.8 kDa. The protein migrates as 35-45 kDa when calibrated against [Star Ribbon Pre-stained Protein Marker](#) under reducing (R) condition (SDS-PAGE) due to glycosylation.

Labeling

Biotinylation of this product is performed using Avitag™ technology. Briefly, the single lysine residue in the Avitag is enzymatically labeled with biotin.

Protein Ratio

Passed as determined by the HABA assay / binding ELISA.

Endotoxin

Less than 1.0 EU per µg by the LAL method.

Purity

>95% as determined by SDS-PAGE.

>90% as determined by SEC-MALS.

Formulation

Lyophilized from 0.22 µm filtered solution in PBS, pH7.4 with trehalose as protectant.

Contact us for customized product form or formulation.

Reconstitution

Please see Certificate of Analysis for specific instructions.

For best performance, we strongly recommend you to follow the reconstitution protocol provided in the CoA.

Storage

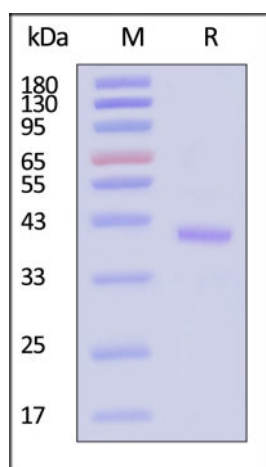
For long term storage, the product should be stored at lyophilized state at -20°C or lower.

Please avoid repeated freeze-thaw cycles.

This product is stable after storage at:

- -20°C to -70°C for 12 months in lyophilized state;
- -70°C for 3 months under sterile conditions after reconstitution.

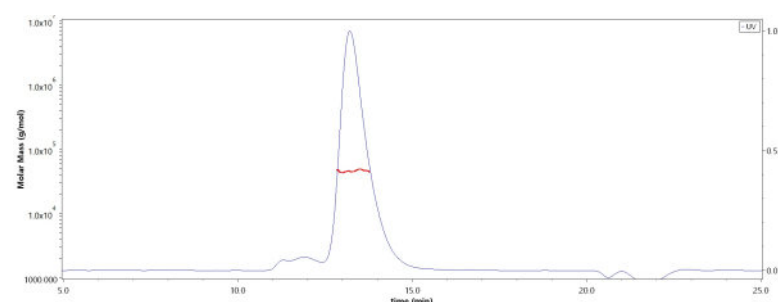
SDS-PAGE



Biotinylated Human OX40, Avitag,His Tag on SDS-PAGE under reducing (R) condition. The gel was stained with Coomassie Blue. The purity of the protein is greater than 95% (With [Star Ribbon Pre-stained Protein Marker](#)).

Bioactivity-ELISA

SEC-MALS



The purity of Biotinylated Human OX40, Avitag,His Tag (Cat. No. TN4-H82E4) is more than 90% and the molecular weight of this protein is around 35-50 kDa verified by SEC-MALS.

[Report](#)

Discounts, Gifts,
and more!



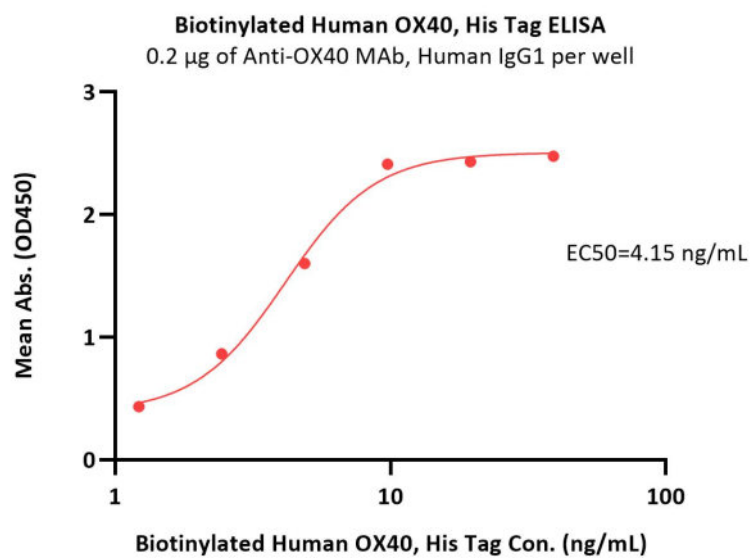
➤ www.acrobiosystems.com

6/26/2024

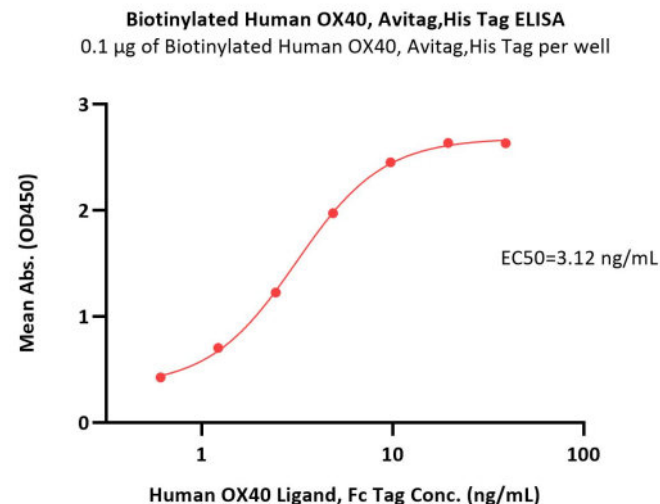
**Biotinylated Human OX40 / TNFRSF4 / CD134 Protein, Avitag™, His Tag (MALS verified)
(recommended for biopanning)**



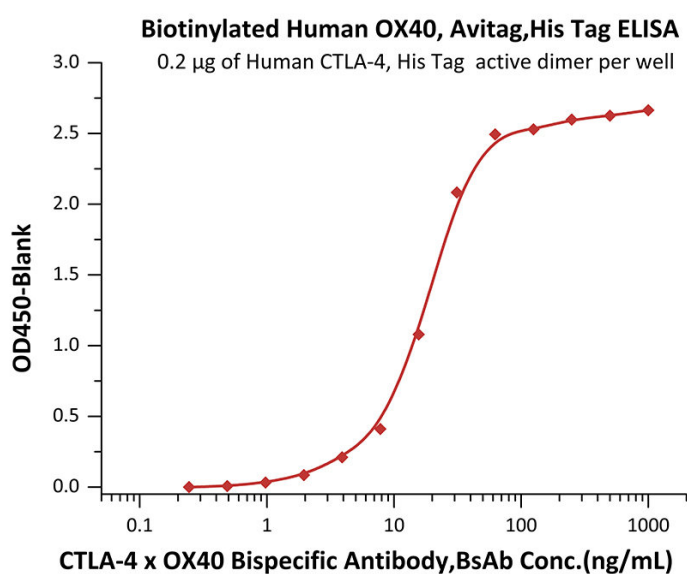
Catalog # TN4-H82E4



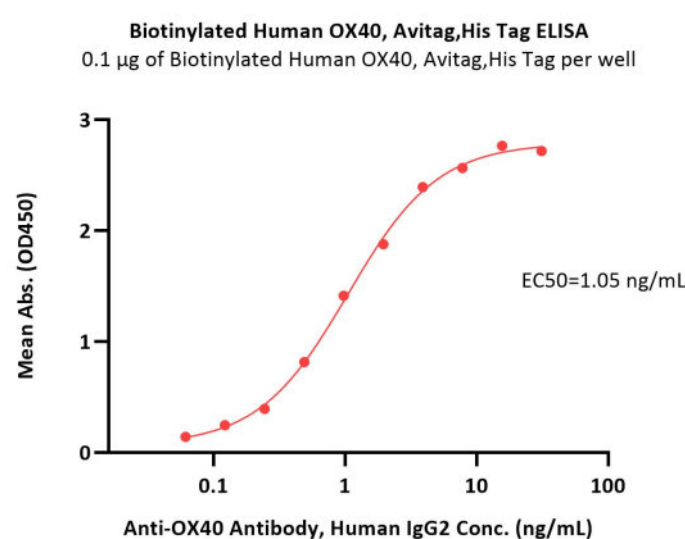
Immobilized Anti-OX40 MAb, Human IgG1 at 2 µg/mL (100 µL/well) can bind Biotinylated Human OX40, Avitag, His Tag (Cat. No. TN4-H82E4) with a linear range of 1-5 ng/mL (QC tested).



Immobilized Biotinylated Human OX40, Avitag, His Tag (Cat. No. TN4-H82E4) at 1 µg/mL (100 µL/well) on Streptavidin (Cat. No. STN-N5116) precoated (0.5 µg/well) plate, can bind Human OX40 Ligand, Fc Tag with a linear range of 0.2-10 ng/mL (Routinely tested).

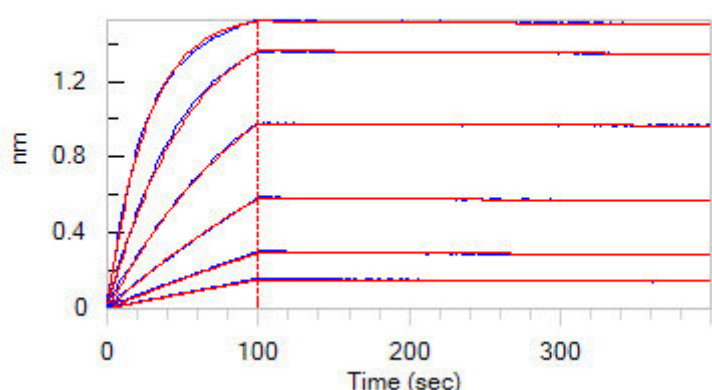


Immobilized Human CTLA-4, His Tag, active dimer (Cat. No. CT4-H52H9) at 2 µg/mL, add increasing concentrations of CTLA-4 x OX40 Bispecific Antibody in 50% Human serum and then add Biotinylated Human OX40, Avitag, His Tag (Cat. No. TN4-H82E4) at 1 µg/mL. Detection was performed using HRP-conjugated streptavidin with sensitivity of 4 ng/mL (Intact assay, Routinely tested).

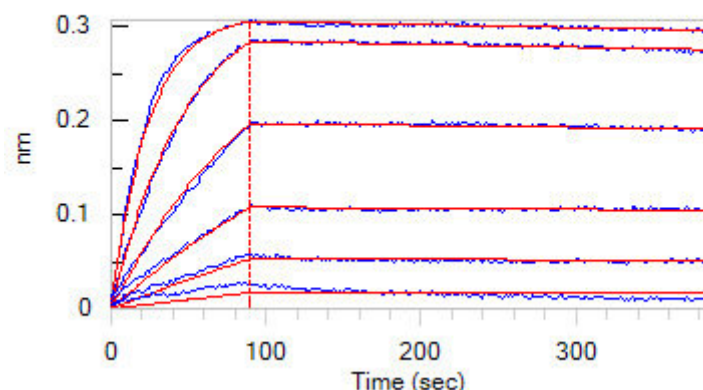


Immobilized Biotinylated Human OX40, Avitag, His Tag (Cat. No. TN4-H82E4) at 1 µg/mL (100 µL/well) on streptavidin (Cat. No. STN-N5116) precoated (0.5 µg/well) plate can bind Anti-OX40 Antibody, Human IgG2 with a linear range of 0.1-4 ng/mL (Routinely tested).

Bioactivity-BLI



Loaded Biotinylated Human OX40, Avitag, His Tag (Cat. No. TN4-H82E4) on SA Biosensor, can bind Anti-OX40 MAb (Human IgG1) with an affinity



Loaded Biotinylated Human OX40, Avitag, His Tag (Cat. No. TN4-H82E4) on SA Biosensor, can bind Human OX40 Ligand, His Tag (active trimer) (MALS

Discounts, Gifts,
and more!



**Biotinylated Human OX40 / TNFRSF4 / CD134 Protein, Avitag™, His Tag (MALS verified)
(recommended for biopanning)**

Catalog # TN4-H82E4



BIOSYSTEMS
Acro

constant of 0.115 nM as determined in BLI assay (ForteBio Octet Red96e)
(Routinely tested).

verified) (Cat. No. OXL-H52Q8) with an affinity constant of 0.127 nM as
determined in BLI assay (ForteBio Octet Red96e) (Routinely tested).

Background

Tumor necrosis factor receptor superfamily member 4 (TNFRSF4) is also known as ACT35 antigen, OX40L receptor, TAX transcriptionally-activated glycoprotein 1 receptor, CD antigen CD134, OX40. OX40 / TNFRSF4 contains four TNFR-Cys repeats. TNFRSF4 is receptor for TNFSF4 / OX40L / GP34 and can interact with TRAF2, TRAF3 and TRAF5.

Clinical and Translational Updates

Discounts, Gifts,
and more!

