



Synonym

Spike,S protein,Spike glycoprotein,S glycoprotein

Source

Bat coronavirus Spike Trimer, His Tag&Twin-Strep Tag (SPN-B5283) is expressed from human 293 cells (HEK293). It contains AA Met 1 - Gln 1200 (Accession # [UAY13253.1](#) (K978P, V979P)).

Predicted N-terminus: Met 1

Molecular Characterization



This protein carries a polyhistidine tag at the C-terminus, followed by a twin strep tag.

The protein has a calculated MW of 141.2 kDa. The protein migrates as 170-190 kDa under reducing (R) condition (SDS-PAGE) due to glycosylation.

Endotoxin

Less than 1.0 EU per µg by the LAL method.

Purity

>95% as determined by SDS-PAGE.

>90% as determined by SEC-MALS.

Formulation

Lyophilized from 0.22 µm filtered solution in PBS with trehalose as protectant.

Contact us for customized product form or formulation.

Reconstitution

Please see Certificate of Analysis for specific instructions.

For best performance, we strongly recommend you to follow the reconstitution protocol provided in the CoA.

Storage


For long term storage, the product should be stored at lyophilized state at -20°C or lower.

Please avoid repeated freeze-thaw cycles.

This product is stable after storage at:

- -20°C to -70°C for 12 months in lyophilized state;
- -70°C for 3 months under sterile conditions after reconstitution.

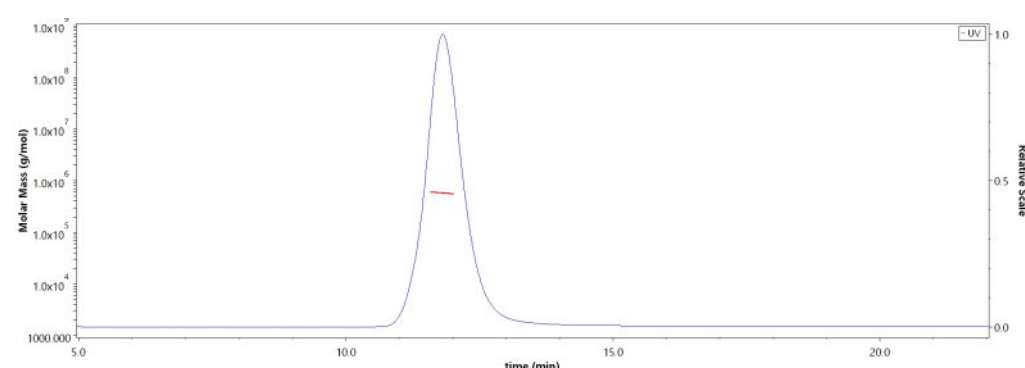
SDS-PAGE



Bat coronavirus Spike Trimer, His Tag&Twin-Strep Tag on SDS-PAGE under reducing (R) condition. The gel was stained with Coomassie Blue. The purity of the protein is greater than 95%.

Bioactivity-ELISA

SEC-MALS

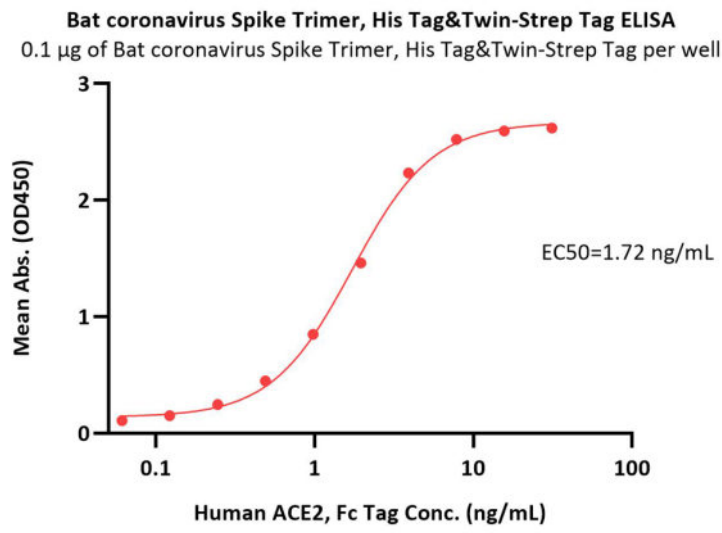


The purity of Bat coronavirus Spike Trimer, His Tag&Twin-Strep Tag (Cat. No. SPN-B5283) is more than 90% and the molecular weight of this protein is around 545-610 kDa verified by SEC-MALS.

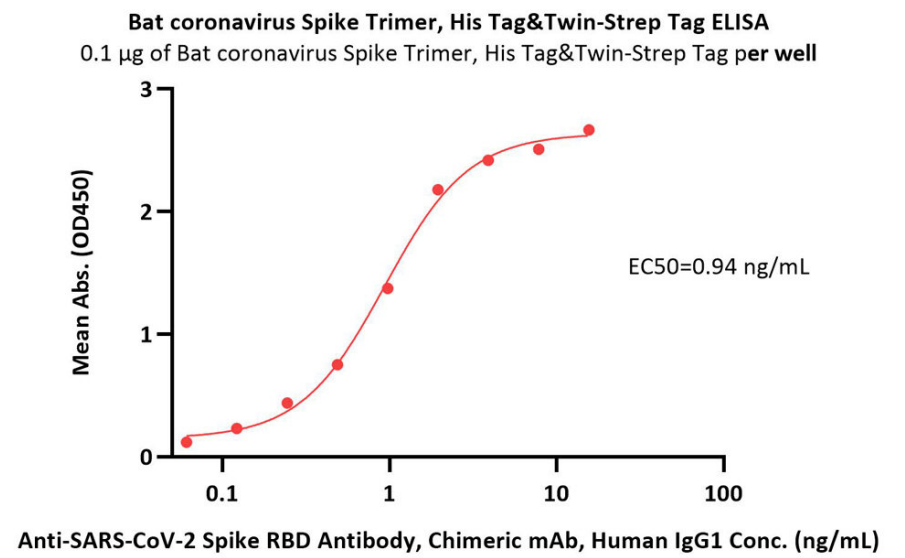
[Report](#)

Discounts, Gifts,
and more!





Immobilized Bat coronavirus Spike Trimer, His Tag&Twin-Strep Tag (Cat. No. SPN-B5283) at 1 µg/mL (100 µL/well) can bind Human ACE2, Fc Tag (Cat. No. AC2-H5257) with a linear range of 0.1-4 ng/mL (QC tested).



Immobilized Bat coronavirus Spike Trimer, His Tag&Twin-Strep Tag (Cat. No. SPN-B5283) at 1 µg/mL (100 µL/well) can bind Anti-SARS-CoV-2 Spike RBD Antibody, Chimeric mAb, Human IgG1 (Cat. No. S1N-M122) with a linear range of 0.1-2 ng/mL (Routinely tested).

Background

The spike protein is a large type I transmembrane protein containing two subunits, S1 and S2. S1 mainly contains a receptor binding domain (RBD), which is responsible for recognizing the cell surface receptor. S2 contains basic elements needed for the membrane fusion. The S protein plays key parts in the induction of neutralizing-antibody and T-cell responses, as well as protective immunity.

Clinical and Translational Updates

Discounts, Gifts,
and more!

