

Synonym

tumor necrosis factor receptor superfamily member 16; CD271; Gp80-LNGFR; member 16 nerve growth factor receptor; p75 ICD; p75 NTR

Source

Human NGFR Protein, Fc Tag(NGR-H5254) is expressed from human 293 cells (HEK293). It contains AA Lys 29 - Asn 250 (Accession # [P08138-1](#)).

Predicted N-terminus: Lys 29

Molecular Characterization

NGFR(Lys 29 - Asn 250) P08138-1	Fc(Pro 100 - Lys 330) P01857
------------------------------------	---------------------------------

This protein carries a human IgG1 Fc tag at the C-terminus

The protein has a calculated MW of 50.0 kDa. The protein migrates as 60-65 kDa when calibrated against [Star Ribbon Pre-stained Protein Marker](#) under reducing (R) condition (SDS-PAGE) due to glycosylation.

Endotoxin

Less than 1.0 EU per µg by the LAL method.

Purity

>90% as determined by SDS-PAGE.

>95% as determined by SEC-MALS.

Formulation

Lyophilized from 0.22 µm filtered solution in PBS, pH7.4 with trehalose as protectant.

Contact us for customized product form or formulation.

Reconstitution

Please see Certificate of Analysis for specific instructions.

For best performance, we strongly recommend you to follow the reconstitution protocol provided in the CoA.

Storage

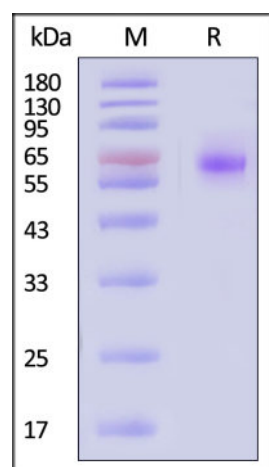
For long term storage, the product should be stored at lyophilized state at -20°C or lower.

Please avoid repeated freeze-thaw cycles.

This product is stable after storage at:

- -20°C to -70°C for 12 months in lyophilized state;
- -70°C for 3 months under sterile conditions after reconstitution.

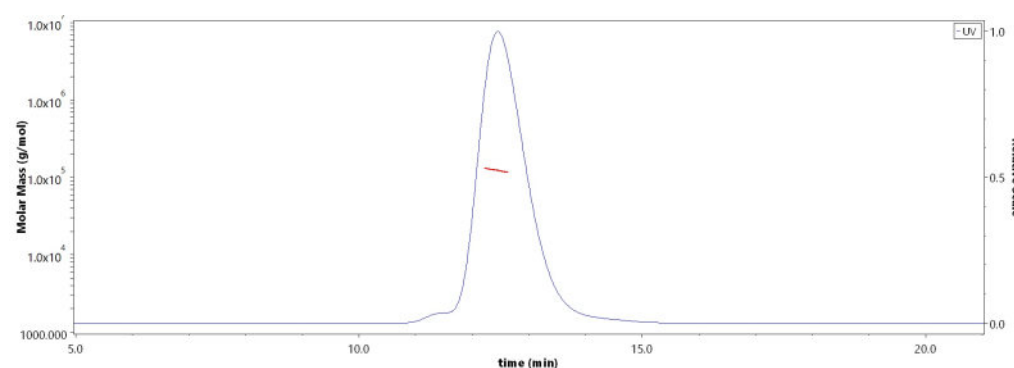
SDS-PAGE



Human NGFR Protein, Fc Tag on SDS-PAGE under reducing (R) condition. The gel was stained with Coomassie Blue. The purity of the protein is greater than 90% (With [Star Ribbon Pre-stained Protein Marker](#)).

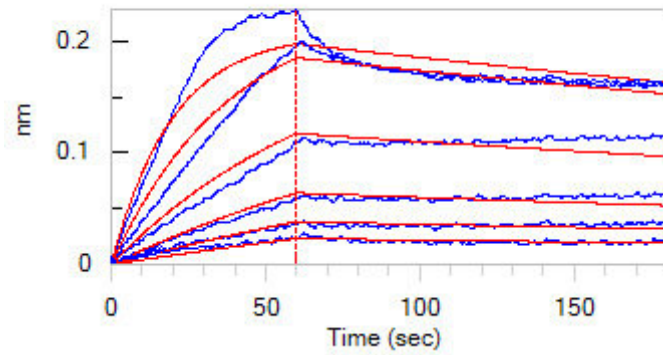
Bioactivity-BLI

SEC-MALS



The purity of Human NGFR Protein, Fc Tag (Cat. No. NGR-H5254) is more than 95% and the molecular weight of this protein is around 115-135 kDa verified by SEC-MALS.

[Report](#)



Loaded Human NGFR Protein, Fc Tag (Cat. No. NGR-H5254) on Protein A Biosensor, can bind Human NT-4, Tag Free (Cat. No. NT4-H5114) with an affinity constant of 1.64 nM as determined in BLI assay (ForteBio Octet Red96e) (QC tested).

Background

The p75 neurotrophin receptor (p75NTR) was originally identified as a low-affinity receptor for neurotrophins (NGF R). p75NTR is a neurotrophic factor receptor. Neurotrophic factor receptors bind Neurotrophins including Nerve growth factor, Neurotrophin-3, Brain-derived neurotrophic factor, and Neurotrophin-4. All neurotrophins bind to p75NTR. This also includes the immature pro-neurotrophin forms. Neurotrophic factor receptors, including p75NTR, are responsible for ensuring a proper density to target ratio of developing neurons, refining broader maps in development into precise connections. p75NTR is involved in pathways that promote neuronal survival and neuronal death.

Clinical and Translational Updates

Please contact us via TechSupport@acrobiosystems.com if you have any question on this product.