



**Synonym**

IL-11 R alpha,IL-11 RA,IL11RA,Interleukin-11 receptor subunit alpha,IL-11 receptor subunit alpha,IL-11R subunit alpha,IL-11R-alpha

**Source**

Biotinylated Human IL-11 R alpha, Fc,Avitag(ILR-H82F5) is expressed from human 293 cells (HEK293). It contains AA Ser 24 - Ala 370 (Accession # [Q14626-1](#)).

Predicted N-terminus: Ser 24

**Molecular Characterization**

IL-11 RA(Ser 24 - Ala 370) Q14626-1	Fc(Pro 100 - Lys 330) P01857	Avi
--	---------------------------------	-----

This protein carries a human IgG1 Fc tag at the C-terminus, followed by an Avi tag (Avitag™).

The protein has a calculated MW of 66.0 kDa. The protein migrates as 70-90 kDa when calibrated against [Star Ribbon Pre-stained Protein Marker](#) under reducing (R) condition (SDS-PAGE) due to glycosylation.

**Labeling**

*Biotinylation of this product is performed using Avitag™ technology. Briefly, the single lysine residue in the Avitag is enzymatically labeled with biotin.*

**Protein Ratio**

Passed as determined by the HABA assay / binding ELISA.

**Endotoxin**

Less than 1.0 EU per µg by the LAL method.

**Purity**

>95% as determined by SDS-PAGE.

>90% as determined by SEC-MALS.

**Formulation**

Lyophilized from 0.22 µm filtered solution in PBS, pH7.4 with trehalose as protectant.

Contact us for customized product form or formulation.

**Reconstitution**

Please see Certificate of Analysis for specific instructions.

*For best performance, we strongly recommend you to follow the reconstitution protocol provided in the CoA.*

**Storage**

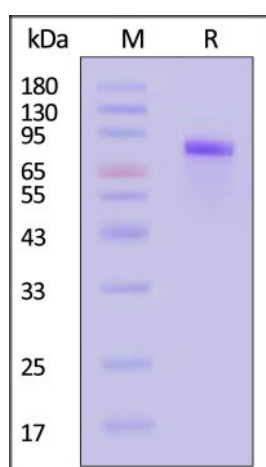
For long term storage, the product should be stored at lyophilized state at -20°C or lower.

*Please avoid repeated freeze-thaw cycles.*

This product is stable after storage at:

- -20°C to -70°C for 12 months in lyophilized state;
- -70°C for 3 months under sterile conditions after reconstitution.

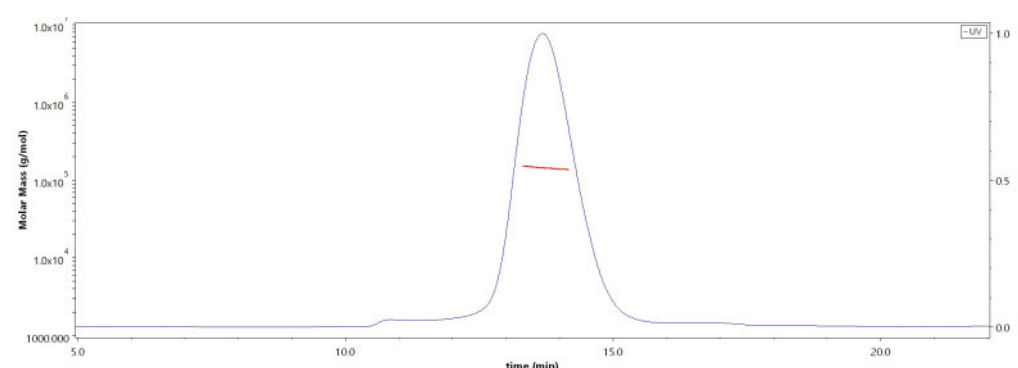
**SDS-PAGE**



Biotinylated Human IL-11 R alpha, Fc,Avitag on SDS-PAGE under reducing (R) condition. The gel was stained with Coomassie Blue. The purity of the protein is greater than 95% (With [Star Ribbon Pre-stained Protein Marker](#)).

**Bioactivity-ELISA**

**SEC-MALS**

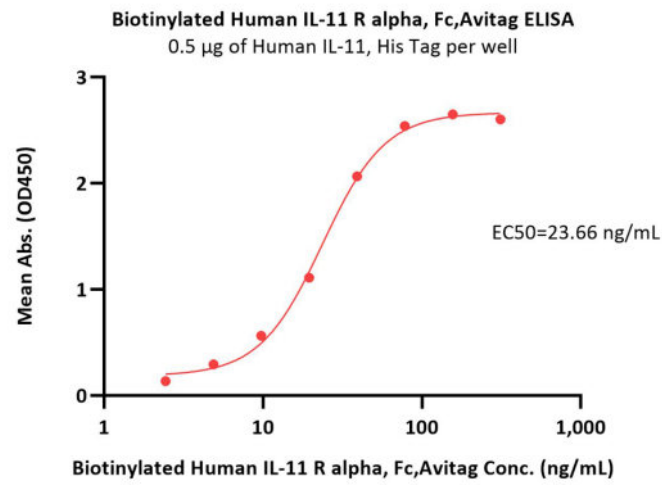


The purity of Biotinylated Human IL-11 R alpha, Fc,Avitag (Cat. No. ILR-H82F5) is more than 90% and the molecular weight of this protein is around 140-175 kDa verified by SEC-MALS.

[Report](#)

Discounts, Gifts,  
and more!





Immobilized Human IL-11, His Tag (Cat. No. IL1-H5243) at 5 µg/mL (100 µL/well) can bind Biotinylated Human IL-11 R alpha, Fc,Avitag (Cat. No. ILR-H82F5) with a linear range of 2-39 ng/mL (QC tested).

## Background

Receptor for interleukin-11 (IL11). The receptor systems for IL6, LIF, OSM, CNTF, IL11 and CT1 can utilize IL6ST for initiating signal transmission. The IL11/IL11RA/IL6ST complex may be involved in the control of proliferation and/or differentiation of skeletogenic progenitor or other mesenchymal cells (Probable). Essential for the normal development of craniofacial bones and teeth. Restricts suture fusion and tooth number. Soluble form of IL11 receptor (sIL11RA) that acts as an agonist of IL11 activity. The IL11:sIL11RA complex binds to IL6ST/gp130 on cell surfaces and induces signaling also on cells that do not express membrane-bound IL11RA in a process called IL11 trans-signaling.

## Clinical and Translational Updates

Please contact us via [TechSupport@acrobiosystems.com](mailto:TechSupport@acrobiosystems.com) if you have any question on this product.

Discounts, Gifts,  
and more!

