



## Synonym

Interleukin-17B,Cytokine Zcyto7,Interleukin-20,IL-20,Neuronal interleukin-17-related factor,IL17B,IL20, NIRF, ZCYTO7

## Source

Biotinylated Human IL-17B, Fc,Avitag(ILB-H82F1) is expressed from human 293 cells (HEK293). It contains AA Gln 21 - Phe 180 (Accession # [Q9UHF5-1](#)). Predicted N-terminus: Gln 21

## Molecular Characterization

IL-17B(Gln 21 - Phe 180) Q9UHF5-1	Fc(Pro 100 - Lys 330) P01857	Avi
--------------------------------------	---------------------------------	-----

This protein carries a human IgG1 Fc tag at the C-terminus, followed by an Avi tag (Avitag™).

The protein has a calculated MW of 45.8 kDa. The protein migrates as 55-60 kDa under reducing (R) condition (SDS-PAGE) due to glycosylation.

## Labeling

*Biotinylation of this product is performed using Avitag™ technology. Briefly, the single lysine residue in the Avitag is enzymatically labeled with biotin.*

## Protein Ratio

Passed as determined by the HABA assay / binding ELISA.

## Endotoxin

Less than 1.0 EU per µg by the LAL method.

## Purity

>95% as determined by SDS-PAGE.

>90% as determined by SEC-MALS.

## Formulation

Lyophilized from 0.22 µm filtered solution in PBS, pH7.4 with trehalose as protectant.

Contact us for customized product form or formulation.

## Reconstitution

Please see Certificate of Analysis for specific instructions.

*For best performance, we strongly recommend you to follow the reconstitution protocol provided in the CoA.*

## Storage


For long term storage, the product should be stored at lyophilized state at -20°C or lower.

*Please avoid repeated freeze-thaw cycles.*

This product is stable after storage at:

- -20°C to -70°C for 12 months in lyophilized state;
- -70°C for 3 months under sterile conditions after reconstitution.

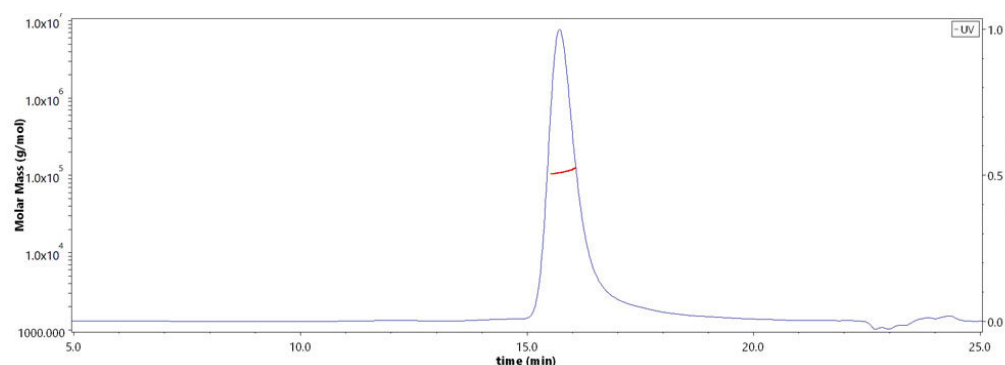
## SDS-PAGE



Biotinylated Human IL-17B, Fc,Avitag on SDS-PAGE under reducing (R) condition. The gel was stained with Coomassie Blue. The purity of the protein is greater than 95%.

## Bioactivity-ELISA

## SEC-MALS



The purity of Biotinylated Human IL-17B, Fc,Avitag (Cat. No. ILB-H82F1) is more than 90% and the molecular weight of this protein is around 100-120 kDa verified by SEC-MALS.

[Report](#)

Discounts, Gifts,  
and more!

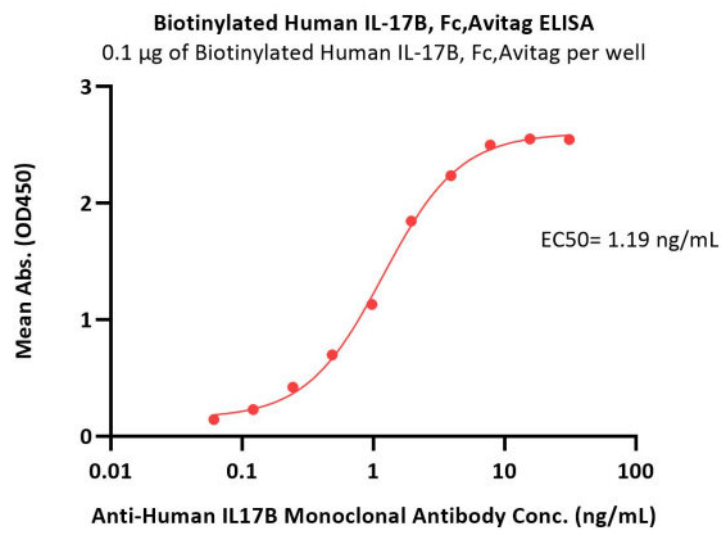


# Biotinylated Human IL-17B Protein, Fc,Avitag™ (MALS verified)

Catalog # ILB-H82F1



BIOSYSTEMS  
**Acro**



Immobilized Biotinylated Human IL-17B, Fc,Avitag (Cat. No. ILB-H82F1) at 1 µg/mL (100 µL/well) on streptavidin (Cat. No. STN-N5116) precoated (0.5 µg/well) plate can bind Anti-Human IL17B Monoclonal Antibody with a linear range of 0.1-8 ng/mL (Routinely tested).

## Background

IL-17B is a member of IL17 family, was originally described as a proinflammatory cytokine. IL-17B is produced by neutrophils and potentiates TNF- $\alpha$  effect on the production of cytokines and chemokines, such as IL-6, G-CSF, and CCL20, known to control immune cell trafficking to inflamed tissues. Interestingly, although IL-17B and IL-17E (IL-25) share a common receptor, IL-17RB, IL-17B, and IL-17E deficiency lead to opposite results in a model of acute colitis induced by dextran sulfate sodium. IL-17B inhibits IL-17E binding to IL-17RA–IL-17RB complexes on epithelial cells, and limits IL-17E-induced IL-6 production by colon epithelial cells.

## Clinical and Translational Updates

Discounts, Gifts,  
and more!



➤ [www.acrobiosystems.com](http://www.acrobiosystems.com)

8/5/2024