

**Synonym**

CD217,CDw217,IL-17RA,IL17R,CANDF5,hIL-17R

**Source**

Biotinylated Human IL-17 RA, Fc,Avitag(ILA-H82F1) is expressed from human 293 cells (HEK293). It contains AA Leu 33 - Trp 320 (Accession # [Q96F46-1](#) ).

Predicted N-terminus: Leu 33

**Molecular Characterization**

IL-17 RA(Leu 33 - Trp 320) Q96F46-1	Fc(Pro 100 - Lys 330) P01857	Avi
--	---------------------------------	-----

This protein carries a human IgG1 Fc tag at the C-terminus, followed by an Avi tag (Avitag™)

The protein has a calculated MW of 61.9 kDa. The protein migrates as 80-115 kDa under reducing (R) condition, and 150-200 kDa under non-reducing (NR) condition (SDS-PAGE) due to glycosylation.

**Labeling**

*Biotinylation of this product is performed using Avitag™ technology. Briefly, the single lysine residue in the Avitag is enzymatically labeled with biotin.*

**Protein Ratio**

Passed as determined by the HABA assay / binding ELISA.

**Endotoxin**

Less than 1.0 EU per µg by the LAL method.

**Purity**

>95% as determined by SDS-PAGE.

**Formulation**

Lyophilized from 0.22 µm filtered solution in

Tris with Glycine, Arginine and NaCl, pH7.5 with trehalose as protectant.

Contact us for customized product form or formulation.

**Reconstitution**

Please see Certificate of Analysis for specific instructions.

*For best performance, we strongly recommend you to follow the reconstitution protocol provided in the CoA.*


**Storage**

For long term storage, the product should be stored at lyophilized state at -20°C or lower.

*Please avoid repeated freeze-thaw cycles.*

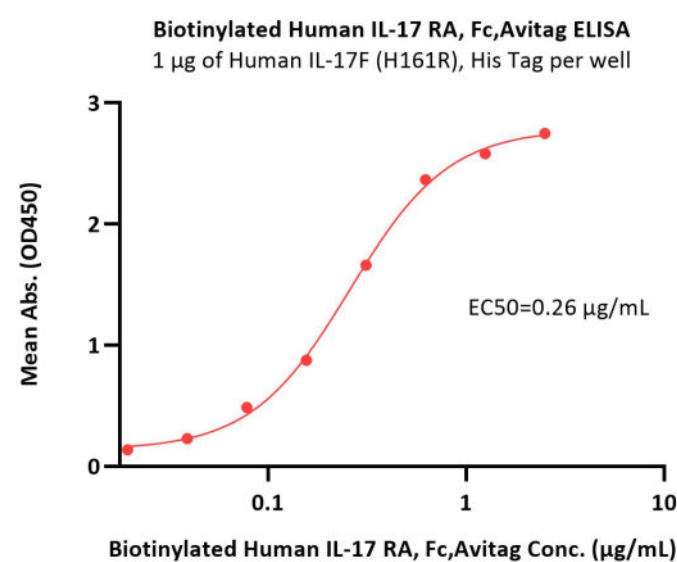
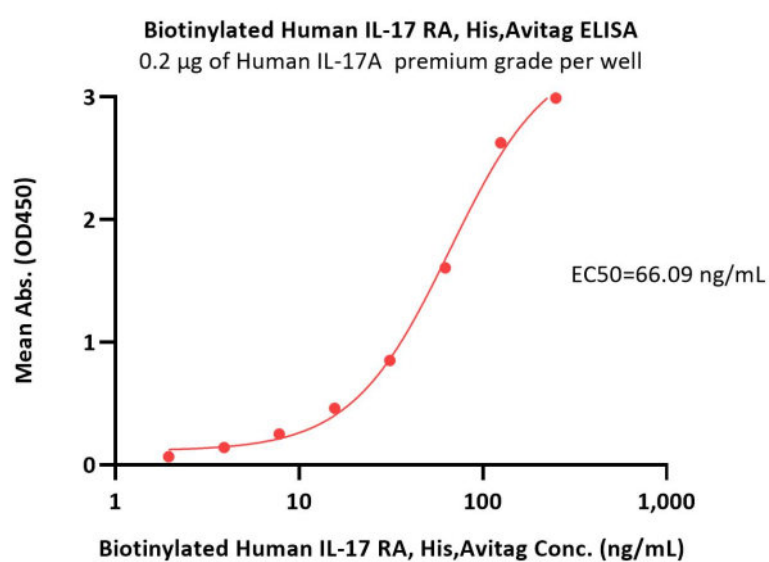
This product is stable after storage at:

- -20°C to -70°C for 12 months in lyophilized state;
- -70°C for 3 months under sterile conditions after reconstitution.

**SDS-PAGE**

Biotinylated Human IL-17 RA, Fc,Avitag on SDS-PAGE under reducing (R) and non-reducing (NR) conditions. The gel was stained with Coomassie Blue. The purity of the protein is greater than 95%.

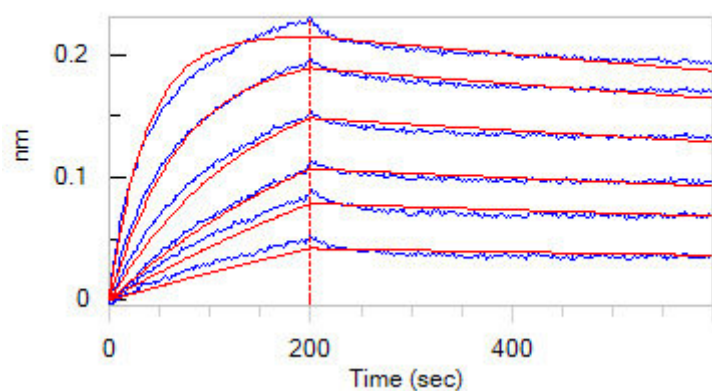
**Bioactivity-ELISA**



Immobilized Human IL17A Protein, premium grade (Cat. No. ILA-H5219) at 2 µg/mL (100 µL/well) can bind Biotinylated Human IL-17 RA, Fc,Avitag (Cat. No. ILA-H82F1) with a linear range of 2-125 ng/mL (QC tested).

Immobilized Human IL-17F (H161R), His Tag (Cat. No. ILF-H4240) at 10 µg/mL (100 µL/well) can bind Biotinylated Human IL-17 RA, Fc,Avitag (Cat. No. ILA-H82F1) with a linear range of 0.02-0.313 µg/mL (Routinely tested).

**Bioactivity-BLI**



Loaded Biotinylated Human IL-17 RA, Fc,Avitag (Cat. No. ILA-H82F1) on SA Biosensor, can bind Human IL17A, Tag Free with an affinity constant of 1.29 nM as determined in BLI assay (ForteBio Octet Red96e) (Routinely tested).

**Background**

Interleukin 17 receptor A (IL17RA) is also known as cluster of differentiation w217 (CDw217), is a pro-inflammatory cytokine secreted by activated T-lymphocytes, belong to ubiquitous type I membrane glycoprotein, and binds with low affinity to interleukin 17A (IL17A). IL 17R mRNA exhibits a broad tissue distribution, and has been detected in virtually all cells and tissues tested . IL 17RA associates with IL 17RC to form a signaling receptor complex for IL 17 and IL 17F . Ligand and IL 17RA ligation promotes T cell activation and the production of IL - 6, G-CSF, SCF, and multiple pro-inflammatory chemokines. Defects in IL17RA are the cause of familial candidiasis type 5 (CANDF5).

**Clinical and Translational Updates**

Please contact us via [TechSupport@acrobiosystems.com](mailto:TechSupport@acrobiosystems.com) if you have any question on this product.