



Synonym

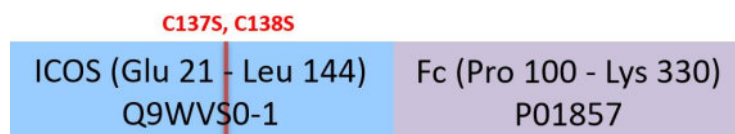
ICOS,CD278,AILIM,Inducible T-cell costimulator

Source

Mouse ICOS (C137S, C138S) Protein, Fc Tag(ICS-M5259) is expressed from human 293 cells (HEK293). It contains AA Glu 21 - Leu 144 (Accession # [Q9WVS0-1](#) (C137S, C138S)).

Predicted N-terminus: Glu 21

Molecular Characterization



This protein carries a human IgG1 Fc tag at the C-terminus.

The protein has a calculated MW of 40.6 kDa. The protein migrates as 45-55 kDa under reducing (R) condition (SDS-PAGE) due to glycosylation.

Endotoxin

Less than 1.0 EU per µg by the LAL method.

Purity

>95% as determined by SDS-PAGE.

Formulation

Lyophilized from 0.22 µm filtered solution in

Tris with Glycine, Arginine and NaCl, pH7.5 with trehalose as protectant.

Contact us for customized product form or formulation.

Reconstitution

Please see Certificate of Analysis for specific instructions.

For best performance, we strongly recommend you to follow the reconstitution protocol provided in the CoA.

Storage


For long term storage, the product should be stored at lyophilized state at -20°C or lower.

Please avoid repeated freeze-thaw cycles.

This product is stable after storage at:

- -20°C to -70°C for 12 months in lyophilized state;
- -70°C for 3 months under sterile conditions after reconstitution.

SDS-PAGE

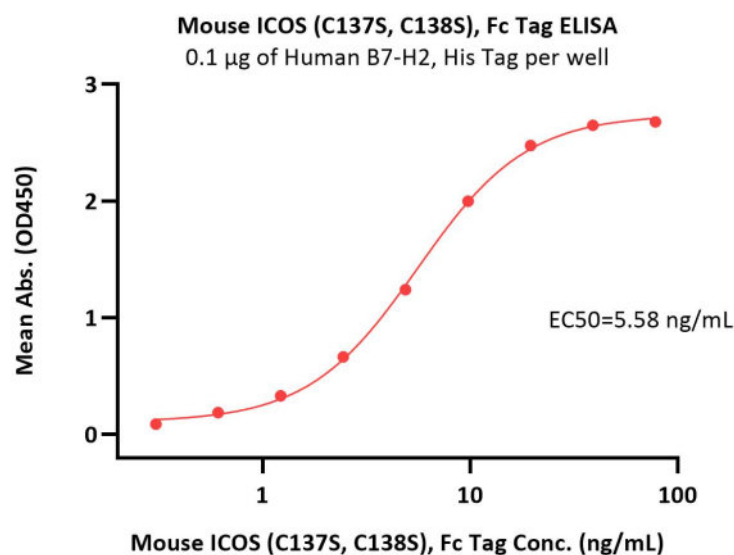


Mouse ICOS (C137S, C138S) Protein, Fc Tag on SDS-PAGE under reducing (R) condition. The gel was stained with Coomassie Blue. The purity of the protein is greater than 95%.

Bioactivity-ELISA

Discounts, Gifts,
and more!





Immobilized Human B7-H2 Protein, His Tag (Cat. No. B72-H5221) at 1 µg/mL (100 µL/well) can bind Mouse ICOS (C137S, C138S) Protein, Fc Tag (Cat. No. ICS-M5259) with a linear range of 0.3-10 ng/mL (QC tested).

Background

Inducible T-cell costimulator (ICOS) is also known as Activation-inducible lymphocyte immunomediatory molecule (AILIM), CD278, which belongs to the CD28 family of immune costimulatory receptors consisting of CD28, CTLA-4 and PD-1. ICOS enhances all basic T-cell responses to a foreign antigen, namely proliferation, secretion of lymphokines, up-regulation of molecules that mediate cell-cell interaction, and effective help for antibody secretion by B-cells. CD278 / ICOS prevents the apoptosis of pre-activated T-cells and also plays a critical role in CD40-mediated class switching of immunoglobulin isotypes.

Clinical and Translational Updates

Please contact us via TechSupport@acrobiosystems.com if you have any question on this product.

Discounts, Gifts,
and more!

