

# Monoclonal Anti-HRSV F-hRSV90 Antibody, Human IgG1

Catalog # HRV-M720



BIOSYSTEMS  
**Acro**

## Source

Monoclonal Anti-HRSV F-hRSV90 Antibody, Human IgG1 is a chimeric monoclonal antibody recombinantly expressed from HEK293, which combines the variable region of a mouse monoclonal antibody with Human constant domain.

## Clone

hRSV90

## Isotype

Human IgG1 | Human Kappa

## Conjugate

Unconjugated

## Antibody Type

Recombinant Monoclonal

## Reactivity

Virus

## Specificity

This product is a specific antibody specifically reacts with HRSV F.

## Application

Application	Recommended Usage
ELISA	0.03-313 ng/mL

## Purity

>90% as determined by SDS-PAGE.

## Purification

Protein A purified/ Protein G purified

## Formulation

Supplied as 0.2  $\mu$ m filtered solution in PBS, pH7.4 with trehalose as protectant.

Contact us for customized product form or formulation.

## Shipping

*This product is supplied and shipped with dry ice, please inquire the shipping cost.*

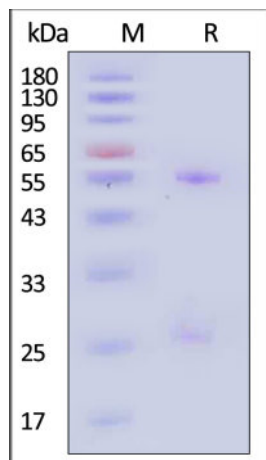
## Storage

*Please avoid repeated freeze-thaw cycles.*

This product is stable after storage at:

- The product **MUST** be stored at  $-70^{\circ}\text{C}$  or lower upon receipt;
- $-70^{\circ}\text{C}$  for 3 months under sterile conditions.

## SDS-PAGE



Monoclonal Anti-HRSV F-hRSV90 Antibody, Human IgG1 on SDS-PAGE under reducing (R) condition. The gel was stained with Coomassie Blue. The purity of the protein is greater than 90% (With [Star Ribbon Pre-stained Protein Marker](#)).

Discounts, Gifts,  
and more!

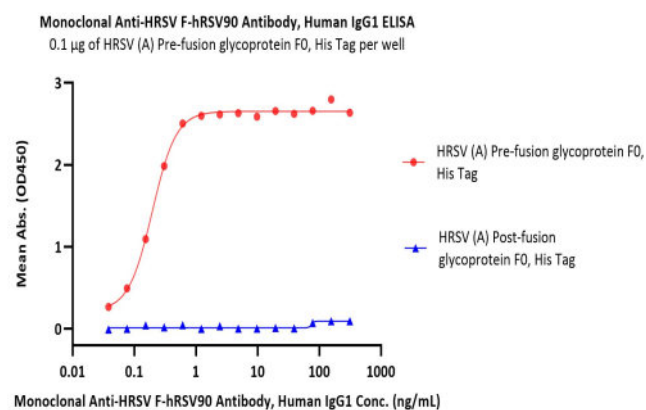


➤ [www.acrobiosystems.com](http://www.acrobiosystems.com)

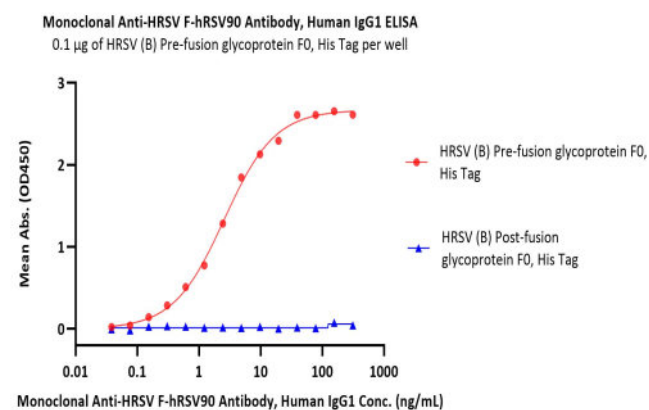
7/29/2024



**Bioactivity-ELISA**



Immobilized HRSV (A) Pre-fusion glycoprotein F0, His Tag (Cat. No. RSF-V52H7) at 1 µg/mL (100 µL/well) can bind Monoclonal Anti-HRSV F-hRSV90 Antibody, Human IgG1 (Cat. No. HRV-M720) with a linear range of 0.03-1 ng/mL. HRSV (A) Post-fusion glycoprotein F0, His Tag (Cat. No. RSF-V52H6) is verified not recognized by Monoclonal Anti-HRSV F-hRSV90 Antibody, Human IgG1 (Cat. No. HRV-M720) in low concentration (QC tested).



Immobilized HRSV (B) Pre-fusion glycoprotein F0, His Tag (Cat. No. RSF-V52H8) at 1 µg/mL (100 µL/well) can bind Monoclonal Anti-HRSV F-hRSV90 Antibody, Human IgG1 (Cat. No. HRV-M720) with a linear range of 0.03-1 ng/mL. HRSV (B) Post-fusion glycoprotein F0, His Tag (Cat. No. RSF-V52H9) is verified not recognized by Monoclonal Anti-HRSV F-hRSV90 Antibody, Human IgG1 (Cat. No. HRV-M720) in low concentration (Routinely tested).

**Background**

Human respiratory syncytial virus (HRSV) is the most common etiological agent of acute lower respiratory tract disease in infants and can cause repeated infections throughout life. The RSV fusion glycoprotein (RSV F) is the principal target of RSV neutralizing antibodies in human sera. The RSV F is a type I viral fusion protein synthesized as inactive, single-chain polypeptides that assemble into trimers. RSV F fuses the viral and host cell membranes by irreversible protein refolding from the labile prefusion conformation to the stable post-fusion conformation. Antibody AM14 has a uniquely trimer-specific and neutralizing activity. It recognizes a quaternary epitope that spans two protomers and includes a region that undergoes extensive conformational changes in the pre- to postfusion F transition. The specificity of the potent RSV neutralizing antibody AM14 makes it a useful reagent for probing or isolating the cleaved trimeric state of prefusion F.

**Clinical and Translational Updates**

Discounts, Gifts,  
and more!

