

Human GPRC5D Full Length Protein, Flag,His Tag (Detergent)

Catalog # GPD-H52D5



BIOSYSTEMS
Acro

Synonym

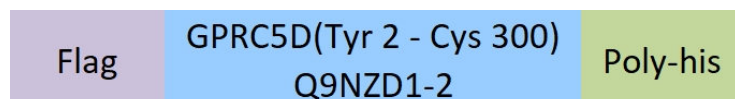
GPRC5D,G-protein coupled receptor family C group 5 member D

Source

Human GPRC5D Full Length Protein, Flag,His Tag(GPD-H52D5) is expressed from human 293 cells (HEK293). It contains AA Tyr 2 - Cys 300 (Accession # [Q9NZD1-2](#)).

Predicted N-terminus: Asp

Molecular Characterization



This protein carries flag tag at the N-terminus and polyhistidine tag at the C-terminus.

The protein has a calculated MW of 37.9 kDa.

Endotoxin

Less than 1.0 EU per μg by the LAL method.

Purity

>85% as determined by SDS-PAGE.

Formulation

This product is not suitable for cell based experiments due to cytotoxicity of DDM.

DDM and CHS are INDISPENSABLE to keep membrane protein soluble and active, under no circumstance should you remove DDM and CHS.

DDM/CHS buffer (DC-11) is sold separately and not included in protein, and please contact us if you need the buffer.

If glycerol is not compatible to your application, remove glycerol just before immediate experiment, and NEVER store glycerol-free protein solution.

Supplied as 0.2 μm filtered solution in 50 mM HEPES, 150 mM NaCl, DDM, CHS, pH7.5 with glycerol as protectant.

Contact us for customized product form or formulation.

Shipping

This product is supplied and shipped with dry ice, please inquire the shipping cost.

Storage

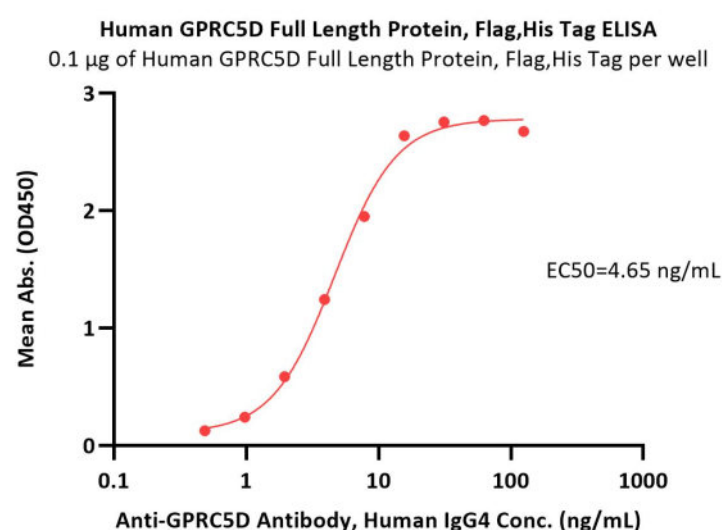
Please avoid repeated freeze-thaw cycles.

This product is stable after storage at:

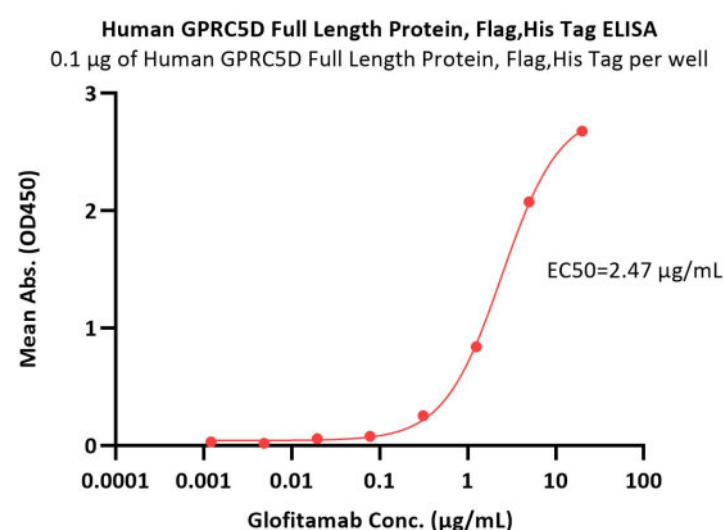
- The product MUST be stored at -70°C or lower upon receipt;
- -70°C for 3 months under sterile conditions.

*The DDM/CHS buffer (Cat. No. [DC-11](#)) is sold separately and not included in protein, you can follow [this link](#) for product information.

Bioactivity-ELISA



Immobilized Human GPRC5D Full Length Protein, Flag,His Tag (Cat. No. GPD-H52D5) at 1 $\mu\text{g}/\text{mL}$ (100 $\mu\text{L}/\text{well}$) can bind Anti-GPRC5D Antibody, Human IgG4 with a linear range of 0.5-16 ng/mL (QC tested).



Immobilized Human GPRC5D Full Length Protein, Flag,His Tag (Cat. No. GPD-H52D5) at 1 $\mu\text{g}/\text{mL}$, add Glofitamab and then add Biotinylated Human CD3E&CD3G Heterodimer Protein, His,Avitag&Tag Free (Cat. No. CDG-

Discounts, Gifts,
and more!



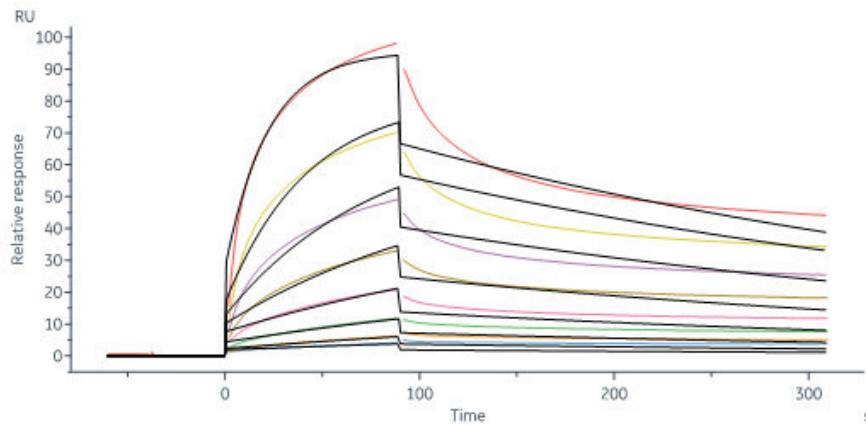
www.acrobiosystems.com

11/11/2024



H82W3) at 5 µg/mL. Detection was performed using HRP-conjugated Streptavidin (Acro, Cat. No. STN-NH913) (Routinely tested).

Bioactivity-SPR



Anti-GPRC5D Antibody, Human IgG4 captured on Protein A Chip can bind Human GPRC5D Full Length Protein, Flag,His Tag (Cat. No. GPD-H52D5) with an affinity constant of 57.7 nM as determined in a SPR assay (in presence of DDM and CHS) (Biacore 8K) (Routinely tested).

Background

G-protein coupled receptor family C group 5 member D (GPRC5D) is a retinoic acid-inducible 40 kDa protein with seven transmembrane segments and a short N terminal extracellular region. Widely expressed in the peripheral system. Expression pattern is high in pancreas, medium in kidney, small intestine, spleen and testis, low in lung, colon, leukocyte, prostate and thymus and not detectable in brain, heart, liver, placenta, skeletal muscle and ovary.

Clinical and Translational Updates

Discounts, Gifts,
and more!

