



Synonym

TNFSF18,AITRL,TL6,hGITRL,GITR Ligand

Source

Human GITR Ligand, His Tag(GIL-H5249) is expressed from human 293 cells (HEK293). It contains AA Gln 50 - Ser 177 (Accession # [AAH69319.1](#)).

Predicted N-terminus: His

Molecular Characterization

Poly-his GITR Ligand(Gln 50 - Ser 177)
AAH69319.1

This protein carries a polyhistidine tag at the N-terminus.

The protein has a calculated MW of 20.5 kDa. The protein migrates as 23 kDa and 26 kDa under reducing (R) condition (SDS-PAGE) due to glycosylation.

Endotoxin

Less than 1.0 EU per µg by the LAL method.

Purity

>90% as determined by SDS-PAGE.

Formulation

Lyophilized from 0.22 µm filtered solution in PBS, pH7.4 with trehalose as protectant.

Contact us for customized product form or formulation.

Reconstitution

Please see Certificate of Analysis for specific instructions.

For best performance, we strongly recommend you to follow the reconstitution protocol provided in the CoA.

Storage


For long term storage, the product should be stored at lyophilized state at -20°C or lower.

Please avoid repeated freeze-thaw cycles.

This product is stable after storage at:

- -20°C to -70°C for 12 months in lyophilized state;
- -70°C for 3 months under sterile conditions after reconstitution.

SDS-PAGE



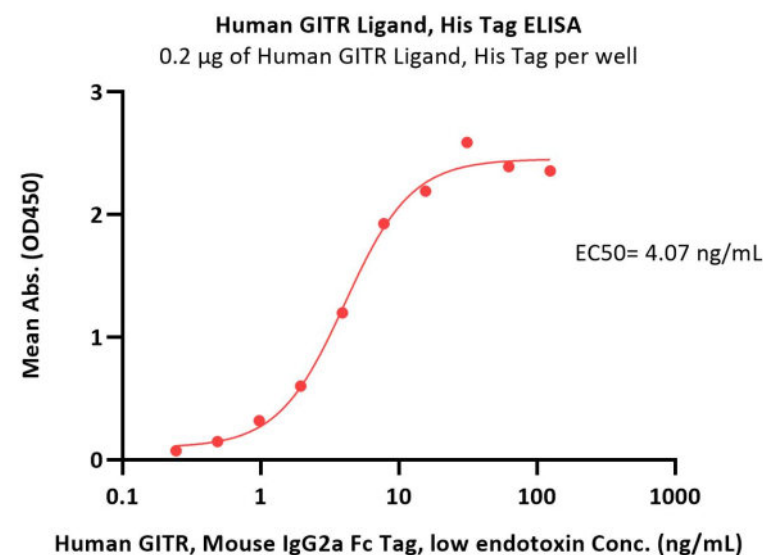
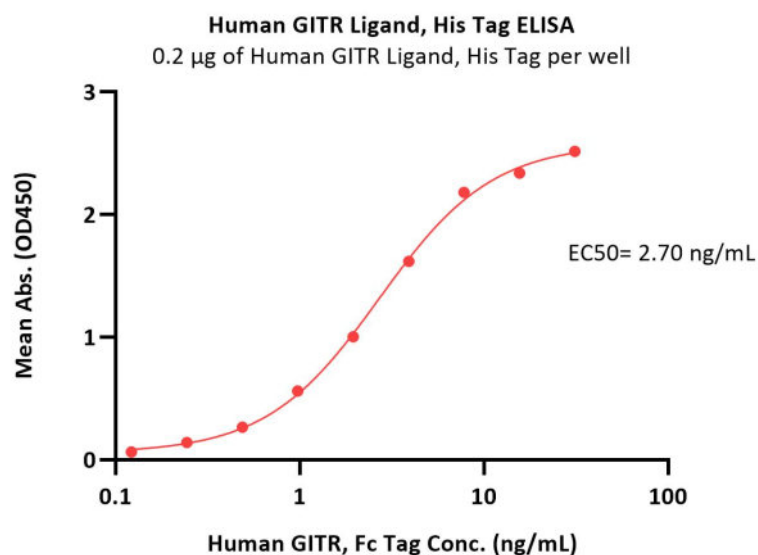
Human GITR Ligand, His Tag on SDS-PAGE under reducing (R) condition.

The gel was stained with Coomassie Blue. The purity of the protein is greater than 90%.

Bioactivity-ELISA

Discounts, Gifts,
and more!





Immobilized Human GITR Ligand, His Tag (Cat. No. GIL-H5249) at 2 µg/mL (100 µL/well) can bind Human GITR, Fc Tag (Cat. No. GIR-H5254) with a linear range of 0.1-4 ng/mL (QC tested).

Immobilized Human GITR Ligand, His Tag (Cat. No. GIL-H5249) at 2 µg/mL (100 µL/well) can bind Human GITR, Mouse IgG2a Fc Tag, low endotoxin (Cat. No. GIR-H525a) with a linear range of 0.2-8 ng/mL (Routinely tested).

Background

Tumor necrosis factor ligand superfamily member 18 (TNFSF18) is also known as Glucocorticoid - induced TNF-related ligand (GITRL or GITR Ligand), Activation - inducible TNF - related ligand (AITRL), which belongs to the tumor necrosis factor family. TNFSF18 is expressed at high levels in the small intestine, ovary, testis, kidney and endothelial cells. TNFSF18 / GITRL is up-regulated after stimulation by bacterial lipopolysaccharides (LPS). TNFSF18 Can function as costimulator and lower the threshold for T-cell activation and T-cell proliferation. TNFSF18 / GITR Ligand is important for interactions between activated T-lymphocytes and endothelial cells. TNFSF18 also mediates activation of NF-kappa-B.

Clinical and Translational Updates

Discounts, Gifts,
and more!

