



Synonym

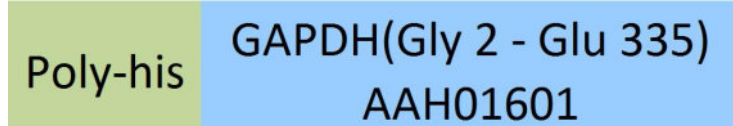
GAPDH,GAPD,CDABP0047,OK,SW-cl.12

Source

Human GAPDH, His Tag(GAH-H5145) is expressed from E. coli cells. It contains AA Gly 2 - Glu 335 (Accession # [AAH01601](#)).

Predicted N-terminus: Met

Molecular Characterization



This protein carries a polyhistidine tag at the N-terminus.

The protein has a calculated MW of 36.9 kDa. The protein migrates as 37-38 kDa under reducing (R) condition (SDS-PAGE).

Endotoxin

Less than 1.0 EU per µg by the LAL method.

Purity

>95% as determined by SDS-PAGE.

Formulation

Lyophilized from 0.22 µm filtered solution in 50 mM Tris, 150 mM NaCl, pH7.5 with trehalose as protectant.

Contact us for customized product form or formulation.

Reconstitution

Please see Certificate of Analysis for specific instructions.

For best performance, we strongly recommend you to follow the reconstitution protocol provided in the CoA.

Storage


For long term storage, the product should be stored at lyophilized state at -20°C or lower.

Please avoid repeated freeze-thaw cycles.

This product is stable after storage at:

- -20°C to -70°C for 12 months in lyophilized state;
- -70°C for 3 months under sterile conditions after reconstitution.

SDS-PAGE

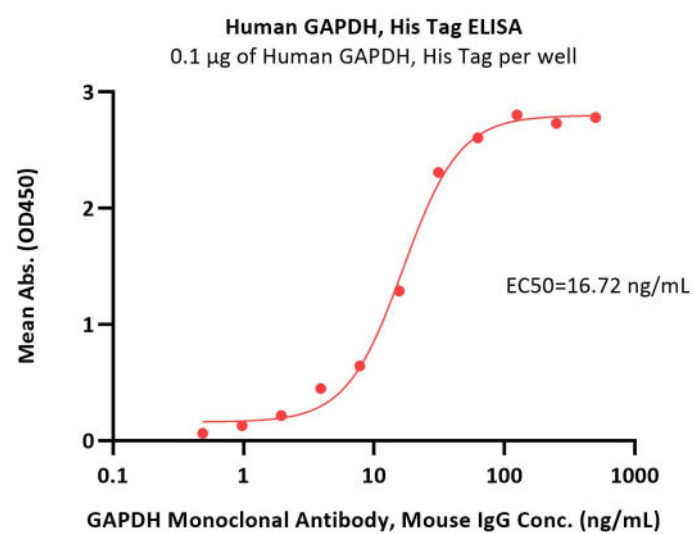


Human GAPDH, His Tag on SDS-PAGE under reducing (R) condition. The gel was stained with Coomassie Blue. The purity of the protein is greater than 95%.

Bioactivity-ELISA

Discounts, Gifts,
and more!





Immobilized Human GAPDH, His Tag (Cat. No. GAH-H5145) at 1 µg/mL (100 µL/well) can bind GAPDH Monoclonal Antibody, Mouse IgG with a linear range of 0.5-31 ng/mL (QC tested).

Background

Glyceraldehyde-3-phosphate dehydrogenase (GAPDH) is also known as Peptidyl-cysteine S-nitrosylase GAPDH, which is an enzyme that catalyzes the sixth step of glycolysis and thus serves to break down glucose for energy and carbon molecules. GAPDH has both glyceraldehyde-3-phosphate dehydrogenase and nitrosylase activities, thereby playing a role in glycolysis and nuclear functions, respectively. GAPDH can participate in nuclear events including transcription, RNA transport, DNA replication and apoptosis. Also, GAPDH can modulate the organization and assembly of the cytoskeleton. Furthermore, GAPDH is a component of the GAIT (gamma interferon-activated inhibitor of translation) complex which mediates interferon-gamma-induced transcript-selective translation inhibition in inflammation processes.

Clinical and Translational Updates

Discounts, Gifts,
and more!

