



Source

Monoclonal Anti-CD71 Antibody, Mouse IgG1 (5B5) is a Mouse monoclonal antibody recombinantly expressed from HEK293 cells.

Clone

CD71

Species

Mouse

Isotype

Mouse IgG1 | Mouse Kappa

Conjugate

Unconjugated

Antibody Type

Recombinant Monoclonal

Reactivity

Human

Immunogen

Recombinant Human CD71 is expressed from human 293 cells.

Specificity

Specifically recognizes Human CD71.

Application

Application	Recommended Usage
ELISA	0.1-63 ng/mL

Cross Verification

This product No cross-reactivity in ELISA with
Rat Transferrin R, His Tag (Cat. No. TFR-R5249).
Mouse Transferrin R, His Tag (Cat. No. TFR-M524b).

Purity

>95% as determined by SDS-PAGE.
>90% as determined by SEC-MALS.

Purification

Protein A purified/ Protein G purified

Formulation

Lyophilized from 0.22 µm filtered solution in PBS, pH7.4 with trehalose as protectant.

Contact us for customized product form or formulation.

Reconstitution

Please see Certificate of Analysis for specific instructions.

For best performance, we strongly recommend you to follow the reconstitution protocol provided in the CoA.

Storage

For long term storage, the product should be stored at lyophilized state at -20°C or lower.

Please avoid repeated freeze-thaw cycles.

This product is stable after storage at:

- -20°C to -70°C for 12 months in lyophilized state;
- -70°C for 3 months under sterile conditions after reconstitution.

SDS-PAGE

SEC-MALS

Discounts, Gifts,
and more!

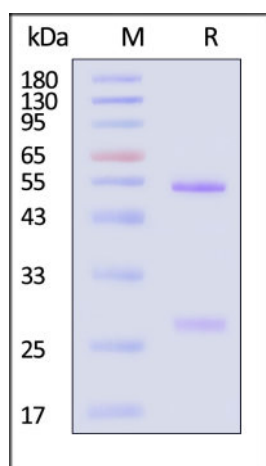


Monoclonal Anti-CD71 Antibody, Mouse IgG1 (5B5) (MALS verified)

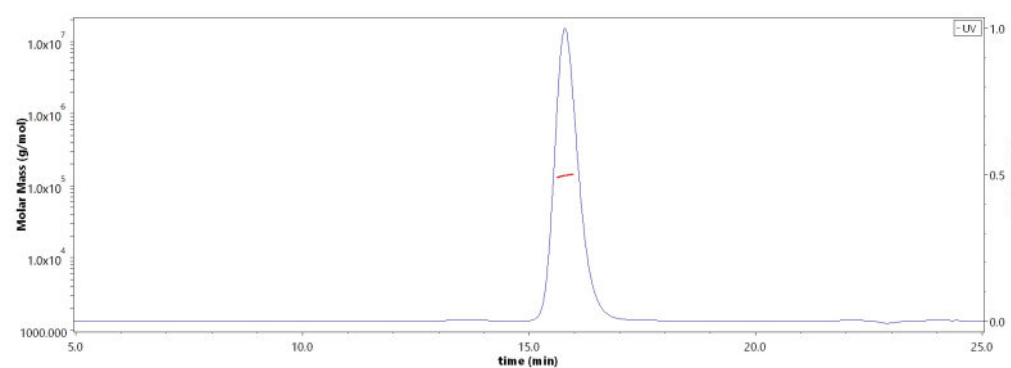
Catalog # CD1-MY2101



BIOSYSTEMS
Acro



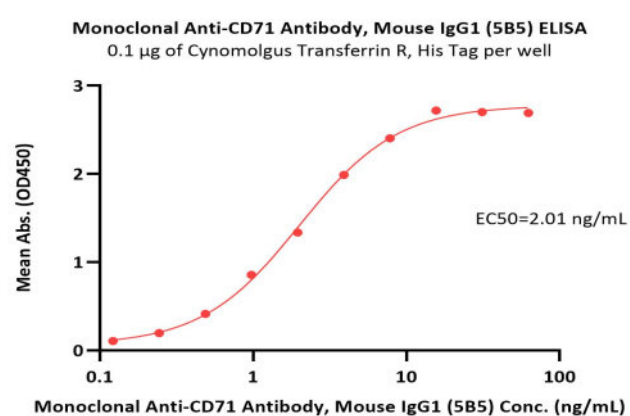
Monoclonal Anti-CD71 Antibody, Mouse IgG1 (5B5) on SDS-PAGE under reducing (R) condition. The gel was stained with Coomassie Blue. The purity of the protein is greater than 95% (With [Star Ribbon Pre-stained Protein Marker](#)).



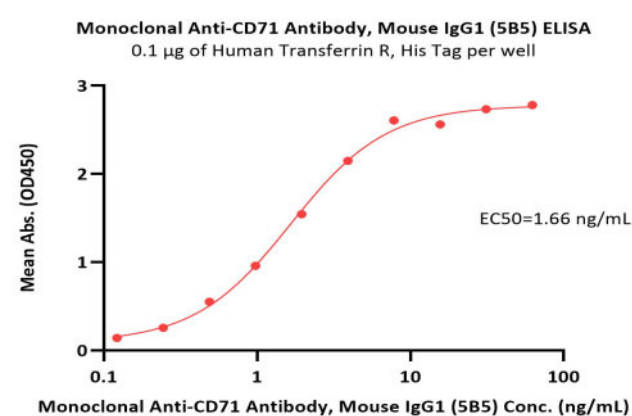
The purity of Monoclonal Anti-CD71 Antibody, Mouse IgG1 (5B5) (Cat. No. CD1-MY2101) is more than 90% and the molecular weight of this protein is around 135-160 kDa verified by SEC-MALS.

[Report](#)

Bioactivity-ELISA

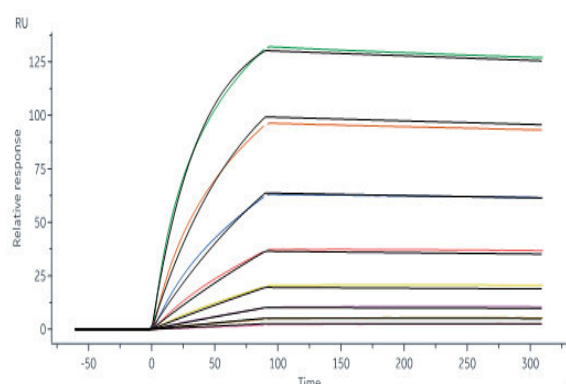


Immobilized Cynomolgus Transferrin R, His Tag (Cat. No. TFR-C524a) at 1 $\mu\text{g/mL}$ (100 $\mu\text{L/well}$) can bind Monoclonal Anti-CD71 Antibody, Mouse IgG1 (5B5) (Cat. No. CD1-MY2101) with a linear range of 0.1-8 ng/mL (QC tested).



Immobilized Human Transferrin R, His Tag (Cat. No. CD1-H5243) at 1 $\mu\text{g/mL}$ (100 $\mu\text{L/well}$) can bind Monoclonal Anti-CD71 Antibody, Mouse IgG1 (5B5) (Cat. No. CD1-MY2101) with a linear range of 0.1-4 ng/mL (QC tested).

Bioactivity-SPR



Captured Monoclonal Anti-CD71 Antibody, Mouse IgG1 (5B5) (Cat. No. CD1-MY2101) on CM5 chip via anti-mouse antibodies surface can bind Human Transferrin R, His Tag (Cat. No. CD1-H5243) with an affinity constant of 0.821 nM as determined in a SPR assay (Biacore 8K) (Routinely tested).

Background

Discounts, Gifts,
and more!



www.acrobiosystems.com

10/12/2024

Monoclonal Anti-CD71 Antibody, Mouse IgG1 (5B5) (MALS verified)

Catalog # CD1-MY2101



CD antigen CD71 is also known as Transferrin receptor protein 1, TfR, sTfR, p90, TfR1, Trfr, which belongs to the peptidase M28 family and M28B subfamily. CD71 /TfR contains one PA (protease associated) domain. CD71 / TfR1 is required for iron delivery from transferrin to cells. CD71 is a potential new target in cases of human leukemia & lymphoma. CD71 /TFRC / TfR has been shown to interact with GABARAP and HFE.

Clinical and Translational Updates

Discounts, Gifts,
and more!



➤ www.acrobiosystems.com

10/12/2024