

Human CDCP1 Protein, Fc Tag (MALS verified)

Catalog # CD1-H5254



BIOSYSTEMS
Acro
Surprise Inside!

Synonym

CUB domain-containing protein 1, CDCP1, CD318, Membrane glycoprotein gp140, Subtractive immunization M plus HEP3-associated 135 kDa protein, SIMA135, Transmembrane and associated with src kinases, TRASK, UNQ2486, PRO5773

Source

Human CDCP1 Protein, Fc Tag (CD1-H5254) is expressed from human 293 cells (HEK293). It contains AA Phe 30 - Thr 667 (Accession # [Q9H5V8-1](#)). Predicted N-terminus: Phe 30

Molecular Characterization



This protein carries a human IgG1 Fc tag at the C-terminus.

The protein has a calculated MW of 98.3 kDa. The protein migrates as 130-150 kDa when calibrated against [Star Ribbon Pre-stained Protein Marker](#) under reducing (R) condition (SDS-PAGE) due to glycosylation.

Endotoxin

Less than 1.0 EU per µg by the LAL method.

Purity

>95% as determined by SDS-PAGE.

>95% as determined by SEC-MALS.

Formulation

Lyophilized from 0.22 µm filtered solution in PBS, pH7.4 with trehalose as protectant.

Contact us for customized product form or formulation.

Reconstitution

Please see Certificate of Analysis for specific instructions.

For best performance, we strongly recommend you to follow the reconstitution protocol provided in the CoA.

Storage


For long term storage, the product should be stored at lyophilized state at -20°C or lower.

Please avoid repeated freeze-thaw cycles.

This product is stable after storage at:

- -20°C to -70°C for 12 months in lyophilized state;
- -70°C for 3 months under sterile conditions after reconstitution.

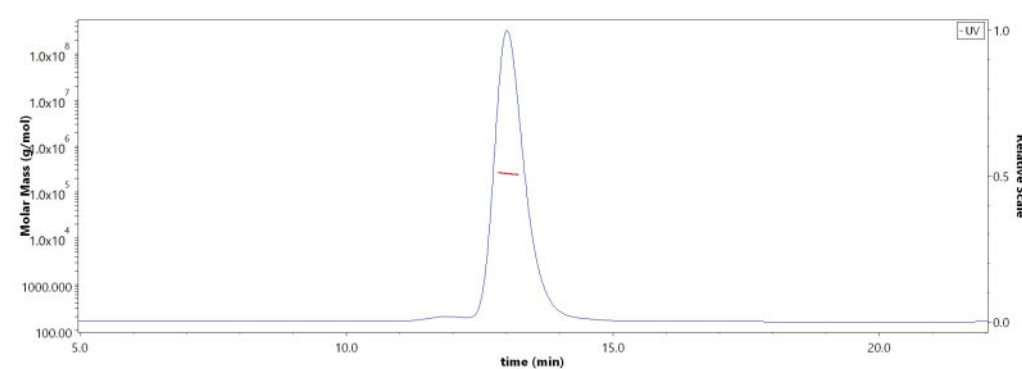
SDS-PAGE



Human CDCP1 Protein, Fc Tag on SDS-PAGE under reducing (R) condition. The gel was stained with Coomassie Blue. The purity of the protein is greater than 95% (With [Star Ribbon Pre-stained Protein Marker](#)).

Bioactivity-ELISA

SEC-MALS



The purity of Human CDCP1 Protein, Fc Tag (Cat. No. CD1-H5254) is more than 95% and the molecular weight of this protein is around 225-265 kDa verified by SEC-MALS.

[Report](#)

Discounts, Gifts,
and more!



➤ www.acrobiosystems.com

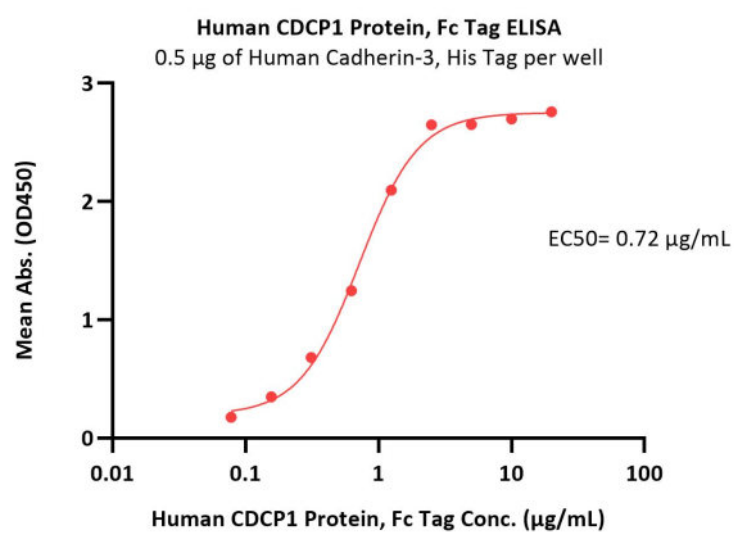
5/31/2024

Human CDCP1 Protein, Fc Tag (MALS verified)

Catalog # CD1-H5254



BIOSYSTEMS
Acro



Immobilized Human Cadherin-3, His Tag (Cat. No. CA3-H52H3) at 5 µg/mL (100 µL/well) can bind Human CDCP1 Protein, Fc Tag (Cat. No. CD1-H5254) with a linear range of 0.078-2.5 µg/mL (QC tested).

Background

CUB domain-containing protein 1, also known as CDCP1. CDCP1 is a cell surface glycoprotein that has been recognized both as a tumour marker and as a potential target to disrupt progression of cancer. CDCP1 has been shown to modulate cell-substratum adhesion and motility in colon cancer cell lines.

Clinical and Translational Updates

Discounts, Gifts,
and more!



➤ www.acrobiosystems.com

5/31/2024