



Synonym

APRIL, TNFSF13, TALL-2, TRDL-1, CD256, TALL2, ZTNF2

Source

Human APRIL Protein, His,Flag Tag (APL-H52D1) is expressed from human 293 cells (HEK293). It contains AA Gln 111 - Leu 250 (Accession # [O75888-1](#)) trimer Design.

Predicted N-terminus: His

Molecular Characterization

This protein carries a polyhistidine tag at the N-terminus, followed by a flag tag.

The protein has a calculated MW of 50.2 kDa. The protein migrates as 50-55 kDa when calibrated against [Star Ribbon Pre-stained Protein Marker](#) under non-reducing (NR) condition (SDS-PAGE) due to glycosylation.

Endotoxin

Less than 1.0 EU per µg by the LAL method.

Purity

>95% as determined by SDS-PAGE.

>90% as determined by SEC-MALS.

Formulation

Lyophilized from 0.22 µm filtered solution in PBS, pH7.4 with trehalose as protectant.

Contact us for customized product form or formulation.

Reconstitution

Please see Certificate of Analysis for specific instructions.

For best performance, we strongly recommend you to follow the reconstitution protocol provided in the CoA.

Storage

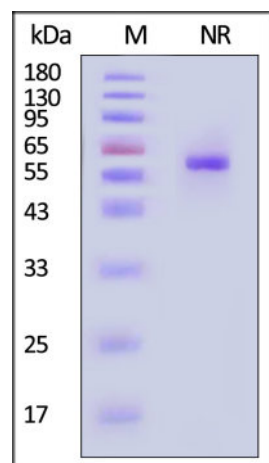
For long term storage, the product should be stored at lyophilized state at -20°C or lower.

Please avoid repeated freeze-thaw cycles.

This product is stable after storage at:

- -20°C to -70°C for 12 months in lyophilized state;
- -70°C for 3 months under sterile conditions after reconstitution.

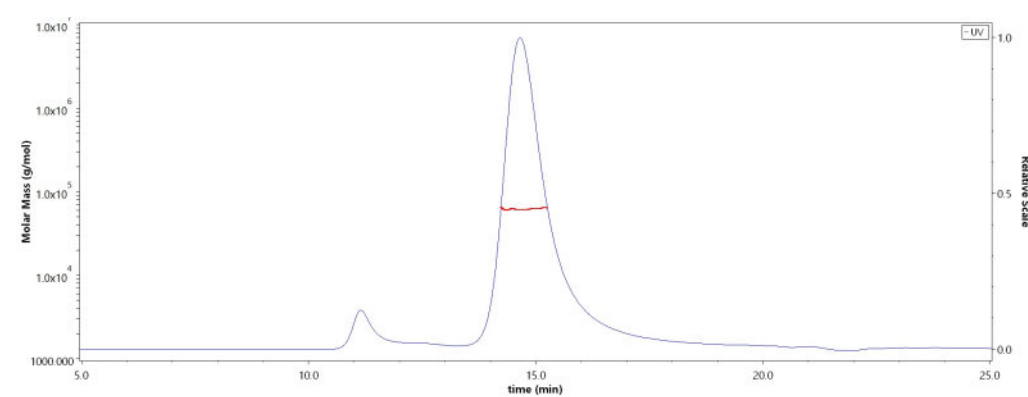
SDS-PAGE



Human APRIL Protein, His,Flag Tag on SDS-PAGE under non-reducing (NR) condition. The gel was stained with Coomassie Blue. The purity of the protein is greater than 95% (With [Star Ribbon Pre-stained Protein Marker](#)).

Bioactivity-ELISA

SEC-MALS

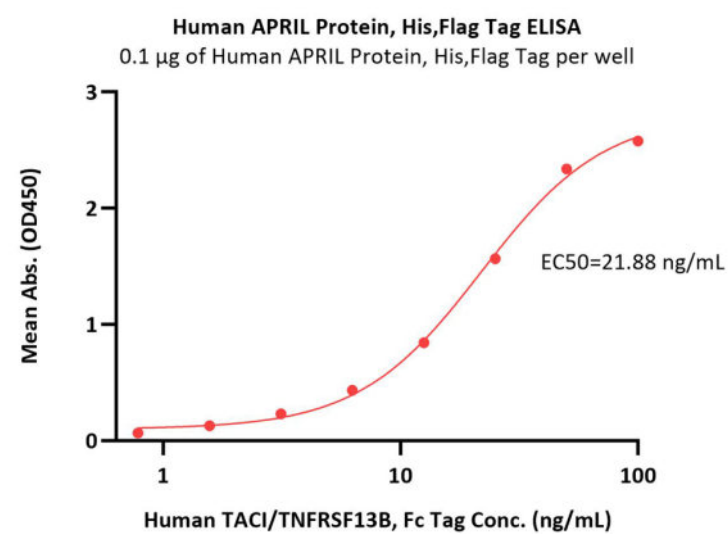
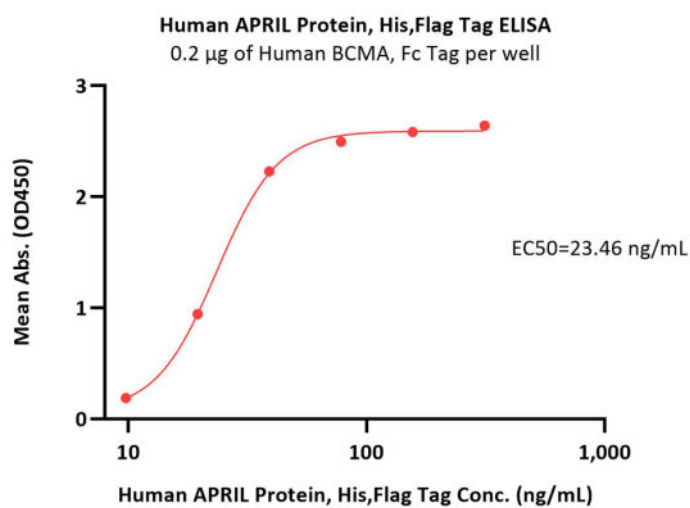


The purity of Human APRIL Protein, His,Flag Tag (Cat. No. APL-H52D1) is more than 90% and the molecular weight of this protein is around 50-70 kDa verified by SEC-MALS.

[Report](#)

Discounts, Gifts,
and more!

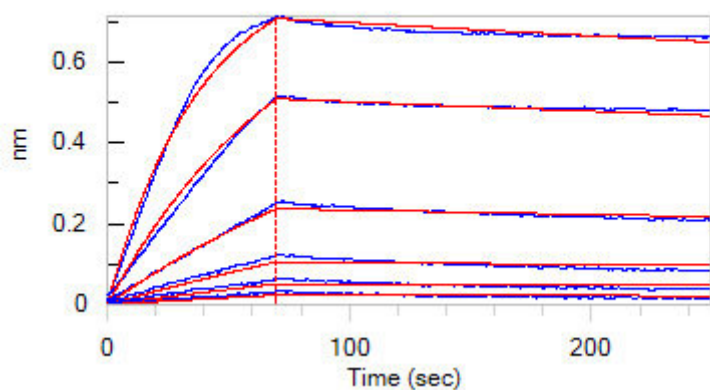




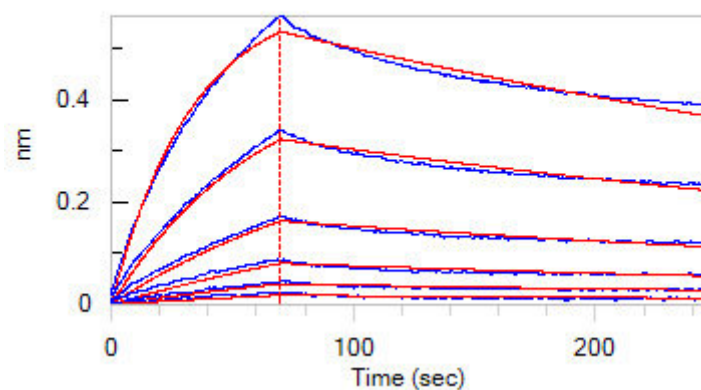
Immobilized Human BCMA, Fc Tag (Cat. No. BC7-H5254) at 2 µg/mL (100 µL/well) can bind Human APRIL Protein, His,Flag Tag (Cat. No. APL-H52D1) with a linear range of 10-39 ng/mL (QC tested).

Immobilized Human APRIL Protein, His,Flag Tag (Cat. No. APL-H52D1) at 1 µg/mL (100 µL/well) can bind Human TACI Protein, Fc Tag with a linear range of 0.8-25 ng/mL (Routinely tested).

Bioactivity-BLI



Loaded Human APRIL Protein, His,Flag Tag (Cat. No. APL-H52D1) on HIS1K Biosensor, can bind Human BCMA, Fc Tag (Cat. No. BC7-H5254) with an affinity constant of 1.88 nM as determined in BLI assay (ForteBio Octet Red96e) (Routinely tested).



Loaded Human APRIL Protein, His,Flag Tag (Cat. No. APL-H52D1) on HIS1K Biosensor, can bind Human TACI Protein, Fc Tag with an affinity constant of 75 nM as determined in BLI assay (ForteBio Octet Red96e) (Routinely tested).

Background

APRIL (a proliferation-inducing ligand) is also known as Tumor necrosis factor ligand superfamily member 13, TALL-2, TRDL-1, CD256, TNFSF 13, cytokine that binds to TNFRSF13B/TACI and to TNFRSF17/BCMA. APRIL is a cytokine of the tumor necrosis factor family associated mainly with hematologic malignancies. The closely related TNF family ligands B cell activation factor (BAFF) and a proliferation-inducing ligand (APRIL) serve in the generation and maintenance of mature B-lymphocytes. Both BAFF and APRIL assemble as homotrimers that bind and activate several receptors that they partially share. BAFF-APRIL heteromers of different stoichiometries have distinct receptor-binding properties and activities. In addition, expression of APRIL was regulated by miR-145 in GC cells.

Clinical and Translational Updates

Discounts, Gifts,
and more!

